

คำชี้แจง

1. แบบทดสอบมีจำนวน 10 ข้อ ข้อละ 1 คะแนน
2. ทำเครื่องหมาย X ทับอักษร a, b, c หรือ d ที่ถูกต้องที่สุดเพียงข้อเดียว

Instructions: Choose the best answer.

1. A: What will the weather be like tomorrow?

B: It will be _____.

- | | |
|-----------|----------|
| a. cloudy | b. windy |
| c. sunny | d. foggy |



2. A: What is she wearing?

B: She's wearing a _____.

- | | |
|-------------|-------------|
| a. scarf | b. trousers |
| c. raincoat | d. sandals |



3. Which is **NOT TRUE** for making medicine from herbs?

- a. Use herbs for simple sickness.
- b. Wash the herbs well before using it.
- c. Make sure you have the correct herbs.
- d. Use metallic pots for making medicine from herbs.

4. Pounded guava leave is good for _____.

- | | |
|------------------|---------------|
| a. a cold | b. a cough |
| c. a sore throat | d. a diarrhea |

5. A: What is this basket _____?

B: Bamboo.

a. made of

b. make of

c. make

d. made

6. Which sentence is correct?

a. The giraffe got legs has long.

b. The giraffe has long got legs.

c. The giraffe has got legs long.

d. The giraffe has got long legs.

7. What does a penguin look like?

a. It walks slowly.

b. It likes to eat meat.

c. It's black and white.

d. It lives in cold weather.

8. From the picture, don't throw away the glass bottles.


_____ them!

a. Recycle

b. Reuse

c. Reduce

d. Save



9.



a. Cut down trees

b. Don't cut down trees

c. Plant trees

d. Don't plant trees

10 _____ pollution

a. Land

b. Air

c. Water

d. Noise



หน่วยการเรียนรู้ที่ 5 Around Me เรื่อง Animals เรื่องย่อยที่ 1 My Animals

ใบงาน My Animal

Instructions: Match the words and the pictures.



paw

beak

wings

neck

whiskers

6. tail

7. fin

8. claw

9. fur

10. feather



Instructions: Draw a picture of your pet or an animal you like and write about it.



It is _____

Name..... Class..... No.

หน่วยการเรียนรู้ที่ 5 Around Me เรื่อง Animals เรื่องย่อยที่ 2 Wild Animals

ใบงานที่ 1 Animal Crossword

Instructions: Look at the pictures and fill animals' names in the crossword table.

A crossword puzzle grid is centered on the page. Surrounding the grid are ten colorful illustrations of wild animals: a peacock at the top, a bald eagle to the left, a hippopotamus to the left, a kangaroo to the left, an ostrich to the right, a giraffe in the middle, a lion to the right, an elephant to the right, a rhinoceros at the bottom left, and a crocodile at the bottom.

ใบงานที่ 2 Indian Rhinos

Instructions: Read the story and answer the questions below.



Indian Rhinos

The Indian Rhinos can run up to 35 miles (55 kilometers) an hour but don't worry, they are tired quickly and need to take a rest stop. Indian Rhinos have very little hair. Males weigh about 6,000 pounds (2,700 kilograms) and females weigh about half of that.

We can find Indian Rhinos in Nepal and India. Baby calves stop drinking their mothers' milk when they are one and a half years old. Their mom chases them off when she has a new baby.

1. Where do Indian rhinoceros live ?

.....

2. How long do baby calves drink mothers' milk ?

.....

3. When do their mothers chase them off ?

.....

4. Can the Indian rhinos run very fast for a long time ?

.....


5. Which of the rhinos has more weight, male or female ?


.....


หน่วยการเรียนรู้ที่ 5 Around Me เรื่อง Animals เรื่องย่อยที่ 3 World Animals


ใบงานที่ 1 Animal Riddles


Instructions: Match the riddles with pictures.











1. This animal lives in Africa. It has got big teeth. It eats meat.
It is the fastest animal in the world.
2. This animal is a bird, but it can't fly. It has got long legs.
It runs very fast. It is the biggest bird in the world.
3. This animal is the tallest animal on land. It has a long neck.
It eats leaves for food.
4. This animal is a mammal. It lives in the ocean.
It is the biggest sea animal in the world.
5. This animal lives in lakes and rivers. It eats meat.
It has four legs and a long tail. It has lots of pretty teeth.

คำศัพท์

ocean = มหาสมุทร

lake = ทะเลสาบ

ใบงานที่ 2 Animal Fact File

Instructions: Read and complete the Animal Fact File below.

Polar bears are large mammals. They live in the Arctic. They have got thick white fur, strong legs and a black nose. They weigh about 250-770 kilograms and are about 2.5 metres tall. Polar bears are good swimmers. They can swim 6 miles an hour. They eat seals and whales. They sleep a lot in winter. They can live up to 20-25 years.



www.picgifs.com

(แหล่งที่มา: หนังสือเรียน Smile 5 หน้า 49)

Animal Fact File

Name:

Category:

Home:

Size:

Weight:

Height:

Colour:

Food:

หน่วยการเรียนรู้ที่ 5 Around Me เรื่อง Animals เรื่องย่อยที่ 4 Save Animals

ใบงานที่ 1 Panda Fact File

Instructions: Read and complete the table.



THE GIANT PANDA

Pandas are mammals. They live in the jungle of China. They have got long black and white fur. They are about 2 metres tall and they weigh about 200-300 kilos. They eat bamboo and plants. There are fewer than 1000 pandas left in the wild.

bestclipartblog.com

คำศัพท์ jungles = ป่า

weigh = หนัก

about = ประมาณ

fur = ขน (สัตว์)

Animal Fact File

Name:

Category:

Home:

Size:

Weight:

Height:

Colour:

Food:

หน่วยการเรียนรู้ที่ 5 Around Me เรื่อง Animals เรื่องย่อยที่ 4 Save Animals

ใบงานที่ 2 Comics

Instructions: Read the comic strip.



หมายเหตุ: การ์ตูนให้อ่านจากขวาไปซ้าย

คำศัพท์และสำนวน

endangered = ตกอยู่ในอันตราย protect = ปกป้อง, คุ้มครอง


disappear = หายไป

believe = เชื่อ They were totally wiped out = มั่นสูญพันธุ์ไปแล้ว


They're being protected as endangered = พวกสัตว์กำลังได้รับการคุ้มครองให้เพราะเป็นสัตว์ที่ตกอยู่ในอันตราย

Instructions: Read the comics and circle “T” if it is true; circle “F” if it is false.

- | | | |
|---|---|---|
| 1. Miki and her friend are going to the zoo. | T | F |
| 2. Miki wants to see monkeys and koalas. | T | F |
| 3. There are many pandas at the zoo. | T | F |
| 4. People protect pandas because they are disappearing. | T | F |
| 5. We can see real pandas all over the world. | T | F |
| 6. We can see the real dinosaurs at the zoo. | T | F |
| 7. At present (ปัจจุบัน), there is no dinosaur. | T | F |




A long time ago, a farmer took a big bag of seeds to sell at the market.




READ

◀ BACK NEXT ▶




READ

◀ BACK NEXT ▶



READ


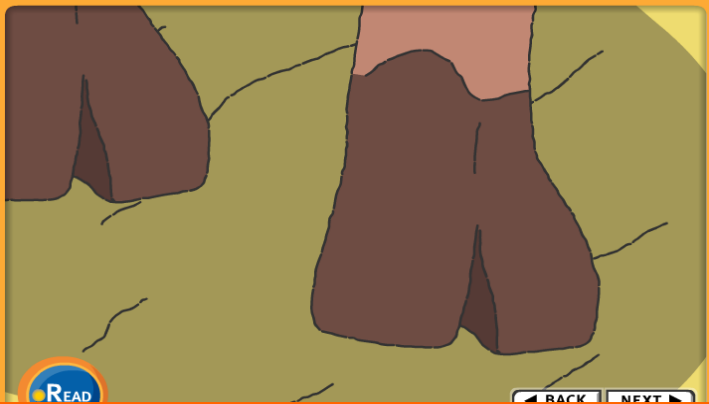

◀ BACK NEXT ▶



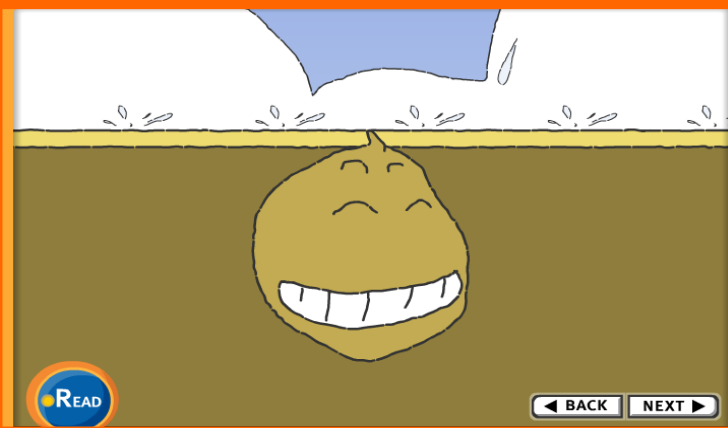


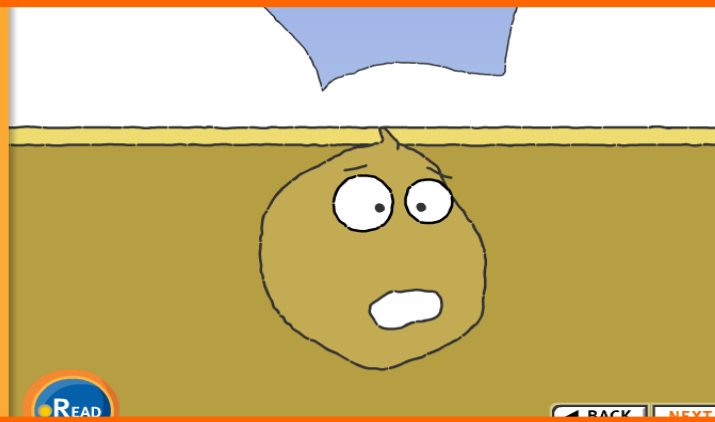
READ

◀ BACK NEXT ▶




Suddenly, his cart's wheel hit a big stone. Bump! One of the seeds fell out of the bag and onto the hot, dry ground. (suddenly = ทันทีทันใด)




“I’m scared!” said the seed. “I need to be safe under the soil.” Just then a buffalo walked on the seed and pushed it into the ground.





“I’m thirsty!” said the seed. “I need some water to help me grow.” Just then, it started to rain. (thirsty = กระหาย. started = เริ่ม)




The next morning the seed had a little green shoot. All day it sat in the sun and grew taller and taller. (grew taller = สูงขึ้น)



The next day it had its first leaf. This helped it to catch sunlight and grow.





That evening a hungry bird tried to eat it. But the seed had roots to help it stay in the ground.



Many years of sunshine and rain passed.

The seed became a plant and then the plant became a tree.



Today if you visit the countryside, you can see the tree.

It is big and strong and now makes seeds of its own.

หน่วยการเรียนรู้ที่ ๕ Around Me เรื่อง Save the Earth เรื่องย่อยที่ ๑ Plants
ใบความรู้ เรื่อง The Lucky Seed

Instructions: Read the story and do activities A and B on worksheet ๑: The Lucky Seed.

The Lucky Seed

A long time ago, a farmer took a big bag of seeds to sell at the market.



Suddenly, his cart wheel hit a big stone. Bump!
One of the seeds fell out of the bag and onto the hot, dry ground.



seeds

“I’m scared!” said the seed. “I need to be safe under the soil.
Just then a buffalo walked on the seed and pushed it into the ground.



cart’s wheel

“I’m thirsty!” said the seed.
“I need some water to help me grow.”
Just then, it started to rain.



sunlight

The next morning the seed had a little green shoot.
All day it sat in the sun and grew taller and taller.



shoot

The next day it had its first leaf.
This helped it catch sunlight and grow.
That evening a hungry bird tried to eat it.
But the seed had shoots to help it stay in the ground.



plant

Many years of sunshine and rain passed. The seed became a plant and then the plant became a tree.

Today if you visit the countryside, you can see the tree.
It is big and strong and now makes seeds of its own.



tree

หน่วยการเรียนรู้ที่ ๕ Around Me เรื่อง Save the Earth เรื่องย่อยที่ ๑ Plants
 ใบงาน The Lucky Seed

A. Instructions: Read the story and tick the things plants need to grow.

water	juice	air	heat
<input type="checkbox"/>	<input type="checkbox"/>	<input type="checkbox"/>	<input type="checkbox"/>
birds	light	a farmer	soil
<input type="checkbox"/>	<input type="checkbox"/>	<input type="checkbox"/>	<input type="checkbox"/>

B. Instructions: Read the story again and put the sentences in order.



	It started to rain, and the next morning the seed had a little green shoot.
	The next day it had its first leaf. This helped it to catch sunlight and grow.
1	One day, a seed fell out of a bag and onto the hot, dry ground.
	Many years of sunshine and rain passed.
	Now it is big and strong and makes seeds of its own.
	A buffalo walked on the seed and pushed it into the ground.
	One day, a bird tried to eat it. But the seed had roots to help it stay in the ground.
	The seed became a plant and then the plant became a tree.

หน่วยการเรียนรู้ที่ 5 Around Me เรื่อง Save the Earth เรื่องย่อยที่ 2 Reduce/Reuse/Recycle#2

ใบงาน Let's Listen!

Instructions: Listen and fill in the blanks.

ฟังบทสนทนา แล้วเติมคำลงในช่องว่างเพื่อให้ประโยคสมบูรณ์



A: Do you always throw all this (1) _____ away?

B: Yes, I do.

A: Well, ... think before you throw it away.

You can (2) _____ some of it again.

B: Which rubbish do you reuse?

A: I (3) _____ coffee jars to store sugar
or candies. I reuse (4) _____
as bin bags around my house.

B: Oh! My mom uses (5) _____ bags when she goes
to the market. She said it helps (6) _____
using plastic bags.

A: That's a good idea!

B: And what about these (7) _____ ?

A: I can make flower pots from them.

B: How about these (8) _____ ?

A: I put them in recycle bins. Some people
will (9) _____ them.

B: That sounds great!



Now complete the sentences.

1. You can use jars to _____.
2. You can use plastic bags as _____.
3. You can make flower pots from _____.
4. You can put old newspaper in the _____.
5. Reuse means _____.

หน่วยการเรียนรู้ที่ 5 Around Me เรื่อง Save the Earth เรื่องย่อยที่ 3 Energy & Environment
ใบความรู้ เรื่อง Riverside Community

Instructions: Read the story and do the activity on worksheet Riverside Community's Problems.

Riverside Community

We live in Riverside Community, but we do not like it there. It is not a very nice town.



There is a lot of rubbish on the streets and in the park because we do not put it in the bins. We do not plant trees and it is always hot. We do not recycle paper, glass or cans because there are no recycling bins. Near the town, there is a big mountain of rubbish.



In the river, there is a lot of rubbish too because people who live near it always throw away their rubbish into it. Near the river, there are some factories and they leave their waste in it. The water in the river is black and dirty.



Every day we cannot see the blue sky because there is a lot of black smoke from the factories and carbon monoxide from the



หน่วยการเรียนรู้ที่ 5 Around Me เรื่อง Save the Earth เรื่องย่อยที่ 3 Energy & Environment
ใบงาน Riverside Community's Problems

Instructions: Identify the problems of Riverside Community

Air Pollution

Water Pollution

Problems in Riverside Community

Land Pollution

Noise Pollution

หน่วยการเรียนรู้ที่ 5 Around Me เรื่อง Save the Earth เรื่องย่อยที่ 4 Let's Stop Pollution!

ใบงาน How to Help Riverside Community to Be Nicer

Instructions: Change the sentences to be positive.

Take out "no, not or do not".

It is ~~not~~ a very nice town.

It is a very nice town.

Add "no, not or do not".

There is a big mountain of rubbish.

There is **not** a big mountain of rubbish.



Work it out!

Change the adjective to be positive

The water in the river is black and dirty.

The water in the river is **clear** and **clean**.

1. There is a lot of rubbish on the streets and in the park because we do not put it in the bins.

2. We do not plant trees and it is always hot.

3. We do not recycle paper, glass or cans because there are no recycling bins.

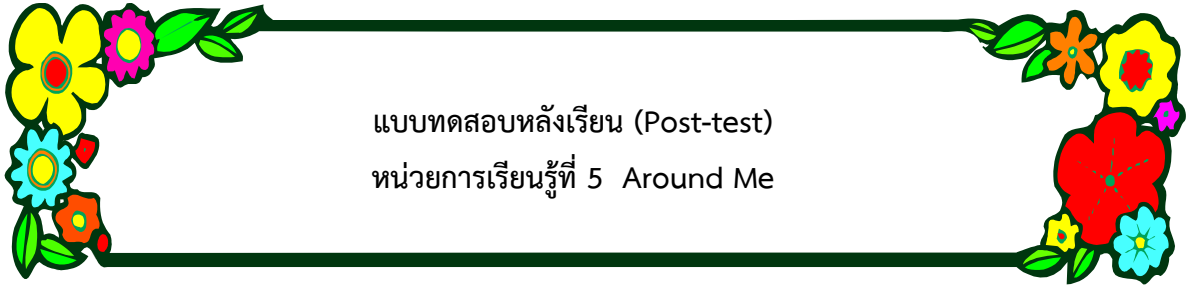
4. In the river, there is a lot of rubbish because people throw away rubbish into the river.

5. Near the river, there are some factories and they leave their waste in the river.

6. Every day we cannot see the blue sky because there is a lot of black smoke from the factories and carbon monoxide from the cars.

7. We cannot sleep well because there is too much noise from vehicles and factories.

8. We are not happy in the Riverside Community.



แบบทดสอบหลังเรียน (Post-test)
หน่วยการเรียนรู้ที่ 5 Around Me

คำชี้แจง

1. แบบทดสอบมีจำนวน 10 ข้อ ข้อละ 1 คะแนน
2. ทำเครื่องหมาย X ทั่บอักษร a, b, c หรือ d ที่ถูกต้องที่สุดเพียงข้อเดียว

Instructions: Choose the best answer.

1. A: What will the weather be like tomorrow?

B: It will be _____.

- | | |
|-----------|----------|
| a. windy | b. sunny |
| c. cloudy | d. foggy |



2. A: What is she wearing?

B: She's wearing a _____.

- | | |
|-------------|-------------|
| a. trousers | b. scarf |
| c. sandals | d. raincoat |



3. Which is **NOT TRUE** for making medicine from herbs?

- a. Use metallic pots for making medicine from herbs.
- b. Make sure you have the correct herbs.
- c. Wash the herbs well before using it.
- d. Use herbs for simple sickness.

4. Pounded guava leave is good for _____.

- | | |
|---------------|------------------|
| a. a diarrhea | b. a cold |
| c. a cough | d. a sore throat |

5. A: What is this basket _____?

B: Bamboo.

- a. make of
- c. made

- b. made of
- d. make

6. Which sentence is correct?

- a. The giraffe has got long legs.
- c. The giraffe has got legs long.

- b. The giraffe has long got legs.
- d. The giraffe got legs has long.


7. What does a penguin look like?

- a. It walks slowly.
- b. It likes to eat meat.
- c. It's black and white.
- d. It lives in cold weather.

8. From the picture, don't throw away the glass bottles.
_____ them!

- a. Recycle
- c. Reduce

- b. Reuse
- d. Save



9.



- a. Plant trees.
- c. Don't plant trees.

- b. Cut down the trees
- d. Don't cut down trees.

10 _____ pollution

- a. Water
- c. Land

- b. Noise
- d. Air

